

# “Inside” Platform - Instructions

## Course descriptions

The aim of this guide is to inform you about the recent changes in the curriculum at FHNW School of Business as well as giving you access to the course descriptions. Please bear in mind the changes in our curriculum when making the study plans.

To check which courses are available for exchange students, and which courses belong to each study year, please visit our [IO platform](#). To read module descriptions of these courses, visit the Inside platform (to access the Inside platform, continue reading Part B).

### PART A – INTRODUCTION TO THE CURRICULUM

As of the start of the academic year 2017/18, a new curriculum has been introduced in our School of Business (named “[Curriculum from 2017](#)”). The main change is the existence of block courses consisting of 5 ECTS per block. Important to note is that these blocks cannot be split up. There is no ECTS division for each individual course that makes up the block. For example, the block “Business Maths and Statistics 1” must be taken as one block even if the student desires to take Statistics 1 only. Courses of full-time and part-time programmes have been fully replaced.


### PART B – LOGIN INSIDE PLATFORM

#### STEP 1: Website

To find our Inside platform, please click on the following link:


[https://groups.inside.fhnw.ch/workspace\\_sites/InternationalOfficeSchoolofBusinessFHNW/SitePages/Home.asp](https://groups.inside.fhnw.ch/workspace_sites/InternationalOfficeSchoolofBusinessFHNW/SitePages/Home.asp)  
[x](#)

You should see this page:



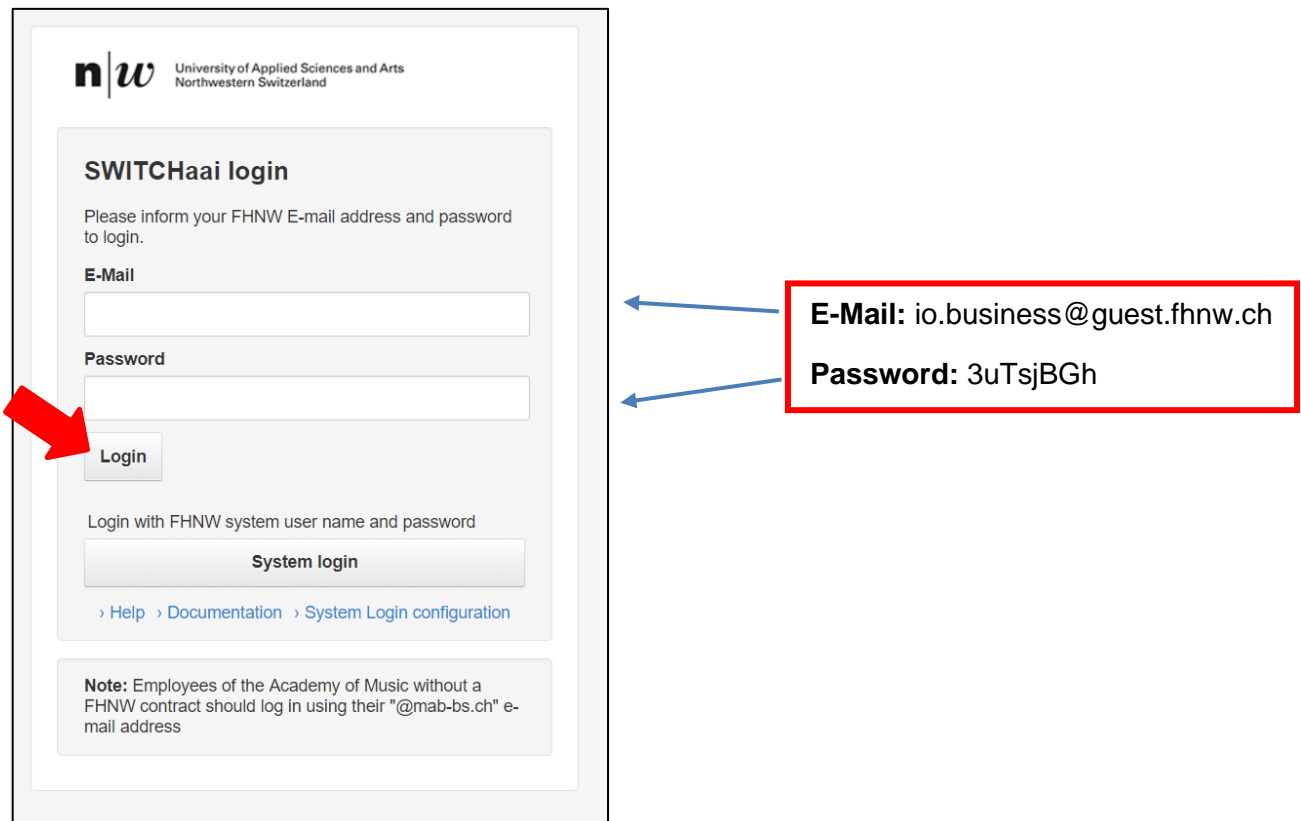
### STEP 2: Access

To get access to our "Inside" platform, please click on "FHNW Mitarbeitende, Studierende & Gäste".



### STEP 3: Login

Please enter the email and password provided in the example below for the SWITCHHai login.



## STEP 4: Course offers available for incoming students, requirements & Academic Calendar

We would like to point out the importance of checking the [IO platform](#) to have the overview of the course offers.

The screenshot shows the 'International Office - School of Business FHNW' website. A red box highlights the text: 'For further information regarding the Course Offer available for incoming students, please check our IO platform.' A red arrow points to this text. Below this, there is a section titled 'Curriculum from 2017' with two tables listing degree programmes taught in English and German.

**Curriculum from 2017**

Degree programmes taught in English:

Campus	Study Programme
Olten (full-time & part-time)	BSc Business Administration (International Management)
Brugg (full-time & part-time)	BSc Business Administration (International Management)
Basel	BSc Business Information Technology
	BSc International Business Management

Degree programmes taught in German:

Campus	Study Programme
Olten, Brugg and Basel	BSc Betriebsökonomie
Olten	BSc Wirtschaftsinformatik (some courses in English)

## STEP 5: Curriculum view

In campus Olten, Basel\* and Brugg, courses from **semesters 1, 3, 5 and 7** are available for exchange students in the autumn semester. However, incoming students can only enrol in the courses listed in the course offers available on our [IO platform](#).

\*For the degree BSc International Business Management taught in English in campus Basel, only courses from **semester 3** are available.

Please, bear in mind that the part-time programme, which takes place in campus Olten and Brugg, mainly organises its classes in the afternoon, late evenings, as well as Saturdays. Detailed information is displayed on the Course Offer.

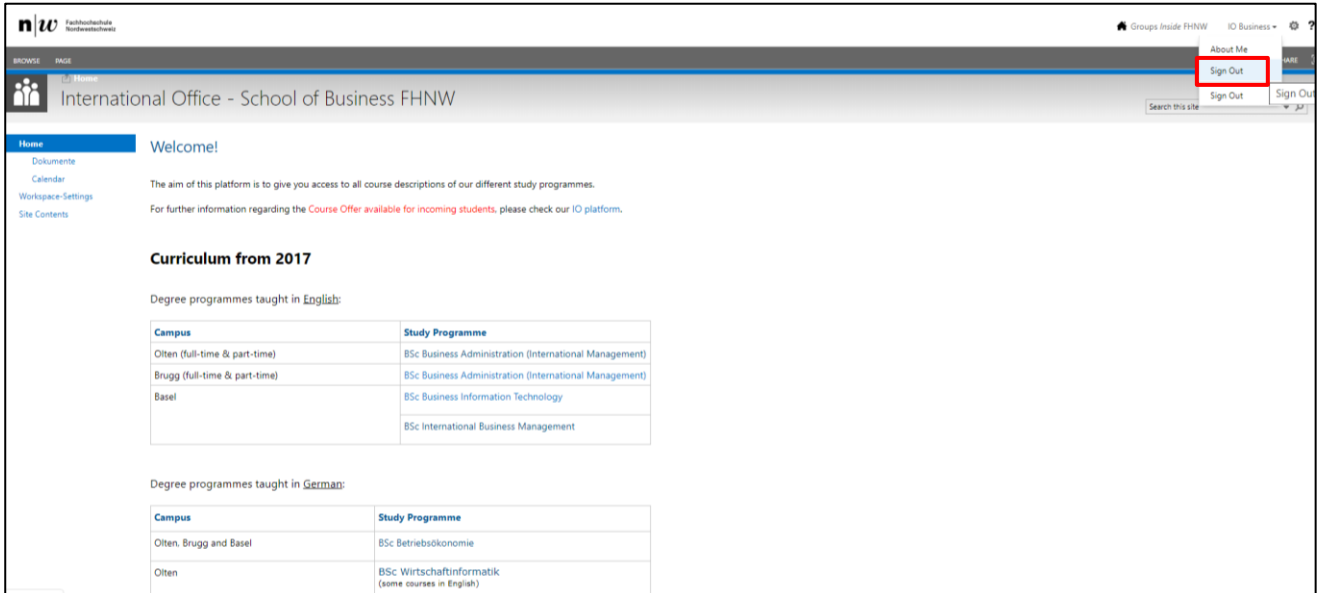
*Specialisations* take place in all campuses and belong to semester 5. Only the first part of the specialisation is taught in the autumn semester. Please review the language of instruction in the course description.

Even though students must select a campus to do the majority of the courses, we also offer our exchange students the possibility to take courses in all three campuses provided there are no timetable clashes among the chosen courses. The distance between Olten-Basel and Olten-Brugg is approx. 30 minutes; the distance between Basel-Brugg is approx. 45 minutes.

## **PART C – SIGN OUT**

When you decide to finish your session in Inside Platform, please follow these steps:

- ▶ Click on IO Business
- ▶ Sign out



## **PART D – CONTACT INFO**

Should you have questions, feel free to contact us via:

- ▶ E-mail: [io.business@fhnw.ch](mailto:io.business@fhnw.ch)
- ▶ Phone: +41 848 821 011

Your IO Team, FHNW School of Business.